

Seating Specification Sheet


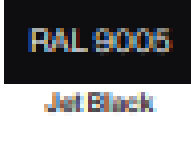
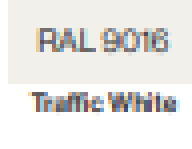

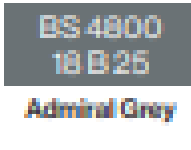
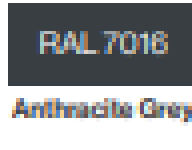




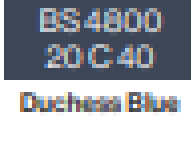

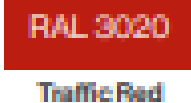
Roslin Steel Framed Timber Seat BX17 4001T



Standard Unit Dimensions:

Length: 1800mm
Width: 610mm
Height: 860mm
Weight: 95kg

Framework Colours/Finishes:

 Galvanised Only Finish	 RAL 9005 Jet Black	 RAL 9016 Traffic White
 BS 4800 00 A 05 Goose Grey	 BS 4800 18 B 25 Admiral Grey	 RAL 7016 Anthracite Grey
 BS 4800 14 C 39 Holly Green	 RAL 6005 Green	 RAL 5015 Sky Blue
 RAL 5013 Cobalt Blue	 BS 4800 20 C 40 Duchess Blue	 RAL 1023 Traffic Yellow
 RAL 3020 Traffic Red		

The colours shown are a guide only.
Please check a colour chart to see the
actual colour.

Product Information

With beautiful form, the Roslin Steel Framed Timber Seat is inviting and memorable. It takes the traditional public bench to another level, with the hardwood timber slats the real focus of the seat. Available with armrests at an extra cost.

Features

- Frame is galvanised to BS EN ISO 1461:2009
- Additional option to powder coat in an RAL or BS colour
- Available with hardwood iroko or treated softwood timber slats
- This unit is root fixed as standard

Materials Used

- Galvanised steel
- Hardwood Iroko timber slats

Other Materials Available

- Softwood timber slats

worldofesf.com

E sales@worldofesf.com
T UK +44 (0) 2890 364 101
US 1-888-601-6444



ISO
9001 : 2015
REGISTERED



Environmental Street Furniture
Valley Business Centre
67 Church Road
Newtownabbey
Belfast, BT36 7LS



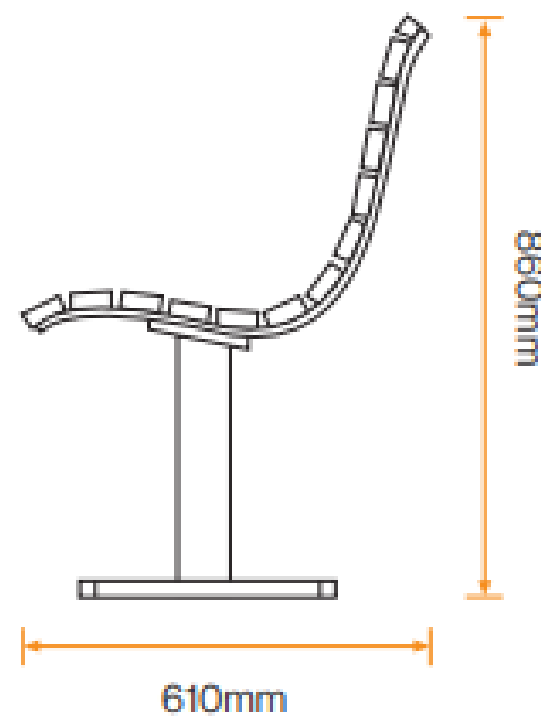
Seating Specification Sheet

Roslin Steel Framed Timber Seat BX17 4001T

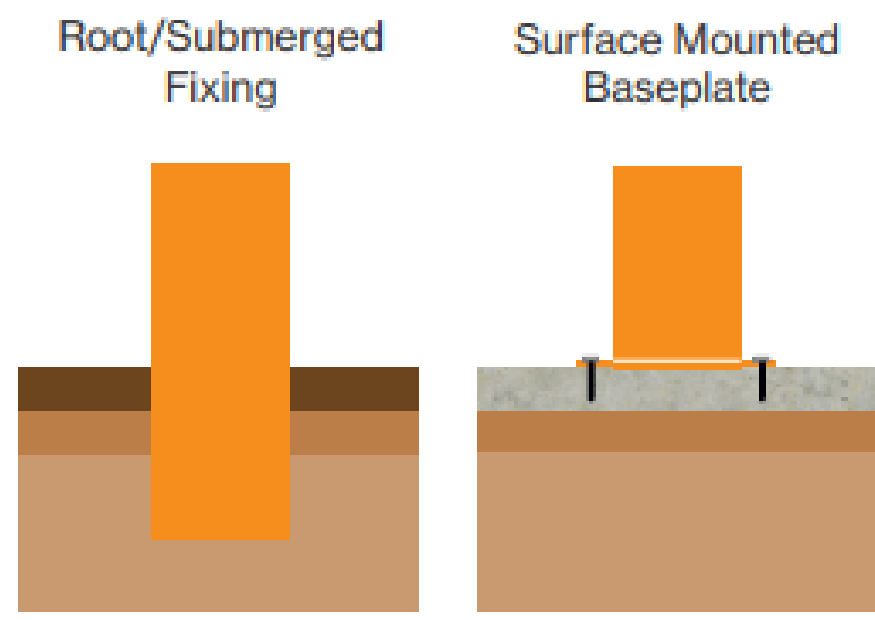
Options

- Root fixed or base plated
- Available with armrests at an extra cost

Diagram








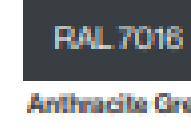







Installation



Standard Unit Dimensions:

Length: 1800mm
 Width: 610mm
 Height: 860mm
 Weight: 95kg

Framework Colours/Finishes:

The colours shown are a guide only. Please check a colour chart to see the actual colour.

worldofesf.com

E sales@worldofesf.com
 T UK +44 (0) 2890 364 101
 US 1-888-601-6444



Environmental Street Furniture
 Valley Business Centre
 67 Church Road
 Newtownabbey
 Belfast, BT36 7LS

